



Room 11
Ukulele
Class

With Mrs. Weiss
& GITC

Ukulele Class Player's Pledge

Player's Pledge

I am a ukulele player and member,
I promise to respect my instrument.
To practice what I have learned,
And to share my gift with others.

Music lessons supported by GITC, Guitars in the Classroom



**JUST GIMME
AUKULELE
AND I'M HAPPY**

-SOMEONE FAMOUS

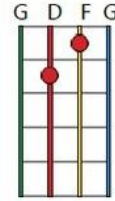
PLAYING COLORFUL CHORD CHARTS

These charts will take you through all the chords you will learn in Open C in this book. Where you see a RED DOT ● place your finger.


OPEN C



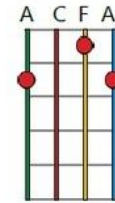
G7



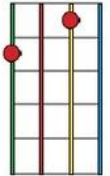
F NOTE



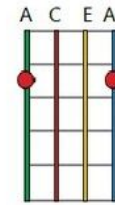
F MAJOR



EASY F



A MINOR





#1

Tune Your Ukulele

Click the underlined link above

4th string **G4**

3rd string **C4**

2nd string **E4**

1st string **G4** (String closest to the



Are You Sleeping?

fret Strum: Gentle Down Up Strum Note: This song can be played with just 1 chord!
OFF (Open C)

1. Are you sleeping, are you sleeping,

Bro - ther John? - Bro - ther John?

Morning bells are ringing! Morning bells are ringing!

C F C C F C

Ding, dong, ding! Ding, dong, ding!



Are You Sleeping?

OFF (Open C)

2. Are you dreaming, are you dreaming,

Sis- ter Sue? - Sis- ter Sue?

Morning bells are ringing!

Morning bells are ringing!

OFF ON OFF OFF ON OFF

Where are you? Where are you?



This Little Light of Mine



Time Signature: 4/4 **Strum:** Down or Down Up **1st Singing Note:** 1st string open

C

Traditional: This little light of mine, I'm gonna let it shine!

F

C

This little light of mine, I'm gonna let it shine!

C

F

This little light of mine, I'm gonna let it shine!

C

F

C

Let it shine, let it shine, let it shine!



This Little Light of Mine

Time Signature: 4/4 Strum: Down or Down Up 1st Singing Note: 1st string open

C

F

I've got a light inside me. I feel it when I play

F

C

I've got a light inside me, when I chat with friends

C

F

I've got a light inside me. When I see a butterfly

C

F

C

I'll let it shine, let it shine, let it shine!



This Little Light of Mine



C

I've got a light inside me. when I'm with my family

F

F

I've got a light inside me, when I'm zooming with my class

C

C

I've got a light inside me, swimming in a pool

F

C

F

C

I'll let it shine, let it shine, let it shine!



This Little Light of Mine



C

Even though I'm stuck at home, **I play on my tablet**

F

F

When I'm feeling lonely, **I play my ukulele**

C

C

When I'm feeling bored, **I play UNO with my family**

F

C

F

C

I'll let it shine, let it shine, **let it shine!**



This Little Light of Mine

C

F

Even though I'm stuck at home, **I know I can go outside**

F

C

When I'm feeling lonely, **I sing my favorite song**

C

F

When I'm feeling sad, my _____ **gives me hugs**

C

F

When I'm feeling grouchy **I go play in my room**

C

F

C

I'll let it shine, let it shine, **let it shine!**

BIG FINISH!



Hush Little Baby!



Down Strum First sung note=1st string open

C

G7

Hush little baby don't say a word

G7

C

Papa's (Mama's) gonna buy you a mockingbird

C

G7

And if that mockingbird won't sing

G7

C

Papa's gonna buy you a diamond ring



Hush Little Baby!



C

G7

And if that diamond ring turns brass

G7

C

Papa's gonna buy you a looking glass

C

G7

And if that looking glass gets broke

G7

C

Papa's gonna buy you a billy goat



Hush Little Baby!



C

G7

And if that billy goat won't pull

G7

C

Papa's gonna buy you a cart and bull

C

G7

And if that cart and bull fall down

G7

C

You'll still be the sweetest little baby in town!



Gage Gator Distance song

(sung to the tune of The Itsy Bitsy Spider)

By Carrie Semik adapted by Maria Weiss

C G7 C

Good morning Gage Gators let's share a song today!

C G7 C

We are here to learn and then it's time to play!

C G7 C

Please come with patience and a great big smile and

C G7 C

I hope you have a school computer sitting on your lap!



Gage Gator Distance song



C

G7

C

I have morning work for you so start before we meet!

C

G7

C

Let's do some math and science and don't forget to stretch!

C

G7

C

Taking turns makes Zooming fun for you and all the rest so
let's be

C

G7

C

Kind to one another and try our very best!



Gage Gator Distance song



C

G7

C

At the end of the day, Mrs. Weiss assigns some work

C

G7

Please come prepared for school and

C

G7

C

Do your morning work



Gage Gator Distance Song

C

G7

C

Waking up is hard to do, but do it anyways!

C

G7

C

Let's make sure we take a break and have nutrition

C

G7

C

Taking turns makes Zooming fun for you and all the rest

C

G7


C

so let's be kind to one another and try our very best!



The Big Red Lollipop

By Room 11 2020, Played to the tune of "Hush Little Baby"
Based on the book, The Big Red Lollipop by Rukhsana Khan "



Beginning Part: The Big Red Lollipop

Middle Part: The Big Red Lollipop

Ending: The Big Red Lollipop

